

1046 QUAD COMPRESSOR

dbx[®]
PROFESSIONAL PRODUCTS

VISIONARY DESIGN

In today's recording and sound reinforcement environments, the need for multiple channels of high quality, easy to use compression is growing rapidly. The new dbx 1046 is designed to provide the audio professional with just that: 4 channels of great sounding dbx compression for a variety of applications. Incorporating the industry standard dbx designs and the latest available manufacturing techniques, the dbx 1046 provides pristine sonic quality with that classic dbx sound.

The 1046 provides 4 channels of smooth classic dbx OverEasy[®] or hard knee compression that are perfectly suited for use on individual tracks of your multitrack recorder, and in virtually all applications the separate channels can be individually interfaced and used for entirely independent purposes. Additionally the newly developed PeakStopPlus[™] is ideal for protecting your system from the oppressive peaks that can take out valuable drivers in your sound reinforcement rig or studio monitors.

All four channels have the following controls:

Threshold - allows you to set the level at which the compressor starts affecting the gain

OverEasy[®] - allows you to select between soft compression for overall gain control or hard-knee compression based on the characteristics of the original dbx160.

Ratio - allows you to set the slope of gain reduction affecting the signal over the threshold level.

Input/Output Meter - allows you to set the meter to check the input and output levels for maximum signal-to-noise ratio and best level matching.

Output Gain - allows you to add make-up gain or to adjust the output level for that channel to match the next device's input gain.

Bypass - hard wire bypass allows you to hear how the compressor is affecting your signal.

PeakStopPlus[™] - allows you to set the maximum signal level you want to pass through this channel. While it's virtually impossible to eliminate distortion, the PeakStopPlus[™] circuit does it gracefully and effectively with minimal distortion.

Stereo Link - allows you to link channels 1&2 and 3&4 for two channels of true stereo compression.

All four channels feature balanced gold plated XLR and 1/4" inputs and outputs, and switchable +4dBu or -10dBV operating level to interface each individual channel with any other device.


So whether you need to control the level, placement in the mix, or overall characteristics of 4 independent signals or control the gain leveling on a couple of stereo pairs, the dbx1046 is for you.

FEATURES

- 4 independent channels of operation, stereo linkable in two pairs.
- PeakStopPlus[™] limiting control for setting maximum allowable level regardless of compressor settings.
- Switchable OverEasy[®] or hard-knee compression.
- Selectable Auto (classic dbx) or manual (variable Attack and Release) compression
- Differentially balanced gold-plated XLR and 1/4" inputs and outputs.
- True RMS level detection
- Precision metering of input level, output level, and gain reduction
- Dual True stereo or quad mono operation
- Switchable +4dBu or -10dBV operation per channel

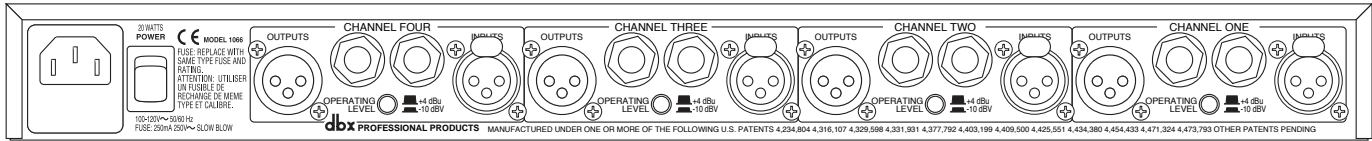
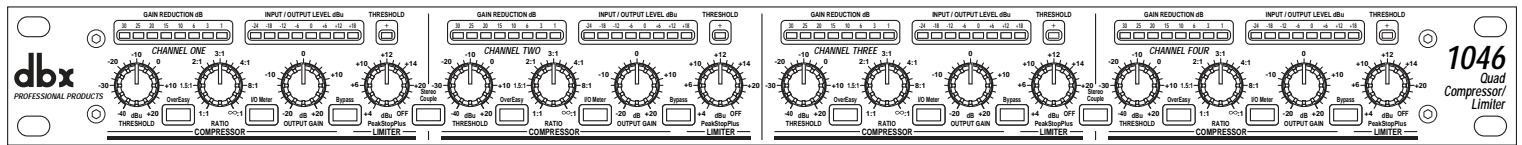
8760 S. Sandy Pkwy.
Sandy, Utah 84070
Phone (801) 568-7660
Fax (801) 568-7662
Int'l Fax (801) 568-7583
customer@dbxpro.com
http://www.dbxpro.com

H A Harman International Company



1046

QUAD COMPRESSOR



ARTISTS' AND ENGINEERS' SPECIFICATIONS

The compressor/limiter shall have four identical channels, each with an audio frequency response of 20Hz to 25kHz, ± 0.5 dB, an electronically floating balanced input impedance of not less than 50k Ω , balanced and 20k Ω unbalanced, and a maximum input level of not less than +22dBu and 1/4" TRS and XLR connectors. The output shall have an impedance of no more than 30 Ω with a maximum output level of not less than +22dBm balanced and +20dBm unbalanced, into a minimum load impedance of 600 Ω and 1/4" TRS and XLR type connectors.

Total Harmonic Distortion plus Noise shall be less than 0.1% with any amount of compression (up to 40dB) at 1kHz and Intermodulation Distortion shall be less than 0.1% SMPTE. The unit shall have an Equivalent Input Noise level of not more than -96dBu unweighted, and a dynamic range of not less than 118dB. Output gain adjustment shall be variable from -20 to +20dB. The compression threshold range shall be variable from -40 to +20dBu and compression ratio shall be variable from 1:1 to ∞ :1. The peak limiter threshold range shall be variable from 0 to +24dBu. The compressor attack and release times shall be program dependent. The compression ratio characteristic shall be selectable for either the hard or soft knee curve type with a maximum compression of no less than 60dB. All input and output signal connections shall be via the rear panel. The channel-to-channel stereo links shall be of the true RMS summing type. Channel 1 shall link to Channel 2 and Channel 3 shall link to Channel 4 with channels 1 and 3 becoming the masters. The unit shall have the following front panel switches for each channel, with each switch incorporating an integral LED to signal selection of that switch: OverEasy, I/O Meter, and Bypass. There shall also be one Stereo Link switch for each pair of channels. Each channel shall have the following identical controls: compression Threshold, compression Ratio, compression Output Gain, limiter Threshold; and the following identical metering and indicator LEDs for each channel: Gain Reduction (8 LEDs), Input or Output Level (8 LEDs), peak limiter active. There shall be a rear panel switch for each channel to select nominal input and output operating levels at -10dBV or +4dBu. The unit shall be capable of accepting one compatible audio transformer installed for each channel. The power requirements shall be 100-120VAC 50/60Hz or 200-240VAC, 50/60Hz, 20W, via a detachable IEC type AC cable. The size of the unit shall be 1.75" x 19" x 7.9" (4.4cm x 48.3cm x 20.1cm) with a net weight of 5.2 lbs (2.4 kg) and a shipping weight of 7.6 lbs (3.5 kg). The 1U high, full rack width 4 channel compressor/limiter shall be a dbx 1046.

SPECIFICATIONS

Input			
Connectors:	XLR and 1/4" TRS (Pin 2 and tip hot)		
Type:	Electronically balanced/unbalanced		
Impedance:	anced, RF filtered		
Max Input Level:	anced >20 kOhm	Balanced > 40 kOhm, unbalanced	
CMRR:	anced	> +22 dBu balanced or unbalanced	
Output			
Connectors:	XLR and 1/4" TRS (Pin 2 and tip hot)		
Type:	RF filtered	Servo-balanced/unbalanced,	
Impedance:	anced 15 Ohm	Balanced 30 Ohm, unbalanced	
Max Output Level:	dBm unbalanced	> +22 dBm balanced, > +20	
System Performance			
Bandwidth:	20 Hz to 20 kHz, ± 0.5 dB		
Frequency Response:	0.35 Hz to 90 kHz, ± 0.3 dB		
Noise:	< -96 dBu, unweighted, 22 kHz measurement bandwidth		
Dynamic Range:	118 dB, unweighted		
THD+Noise:	0.008% typical at +4 dBu, 1 kHz unity gain		
IMD:	< 0.1% any amount of compression up to 40 dB, 1 kHz		
Interchannel Crosstalk:	< 0.1% SMPTE		
Stereo Coupling:	< -80 dB 20 Hz to 20 kHz True RMS Power Summing		
Compressor			
Threshold Range:	-40 dBu to +20 dBu		
Ratio:	1:1 to ∞ :1		
Threshold Characteristic:	Selectable OverEasy® or hard knee		
Attack/Release Characteristic:	AutoDynamic™		
Attack Time:	Program-dependent		
Release Time:	Program-dependent		
Output Gain:	-20 to +20 dB		
Limiter			
Threshold Range:	0 dBu to +24 dBu (off)		
Ratio:	∞ :1		
Limiter Type:	PeakStopPlus™ two-stage limiter		
Stage 1:	PeakStop® brickwall limiter		
Attack Time:	Zero		
Release Time:	Zero		
Stage 2:	Predictive intelligent program limiter		
Attack Time:	Program-dependent		
Release Time:	Program-dependent		
Function Switches			
OverEasy®:	compression function.	Activates the OverEasy®	
I/O Meter:	switches between monitoring input and output on the Input/Output Level meter.	Switches between monitoring levels	
Bypass:	output hard-wire	Activates the direct input-to-output bypass.	
Operating Level (rear panel):		Switches the nominal operating level between -10 dBV and +4 dBu simultaneously for both input and output levels.	
ST Link:	Links channels in stereo		
Channels One and Three:	Links channels One and Three become the master channels.		
Indicators			
Gain Reduction Meter:	8 segment LED bar graph at 1, 3, 6, 10, 15, 20, 25, and 30 dB		
Input/Output Meter:	8-segment LED bar graph at -24, -18, -12, -6, 0, +6, +12, and +18 dBu		
PeakStop®:	1 LED to indicate PeakStop® limiting		
Function Switches:	LED indicator for each front-panel switch		
Options			
Output Transformer:			
Per Channel:	Jensen® JT-123-dbx or JT-11-dbx, BCI™ RE-123-dbx or RE-11-dbx		
Power Supply			
Operating Voltage:	Switchable: 100-120 VAC 50-60 Hz or 200-240 VAC 50/60 Hz		
Power Consumption:	20 Watts		
Fuse:	100-120 VAC: 250 mA Slow Blow		
Mains Connection:	200-240 VAC: 125 mA Type T IEC receptacle		
Physical			
Dimensions:	1.75"Hx19"Wx9"D (4.4cmx48.3cmx20.1cm)		
Weight:	5.2 lbs. (2.4 kg)		
Shipping Weight:	7.6 lbs. (3.5 kg)		
Note: Specifications subject to change.			

dbx engineers are constantly working to improve the quality of our products. Specifications are, therefore subject to change without notice.



A Harman International Company

FOR MORE INFORMATION CONTACT:
 dbx Professional Products • 8760 S. Sandy Pkwy. • Sandy, Utah 84070
 Phone (801) 568-7660 • Fax (801) 568-7662 • Int'l Fax (801) 568-7583
 customer@dbxpro.com • http://www.dbxpro.com