

# ALLEN&HEATH



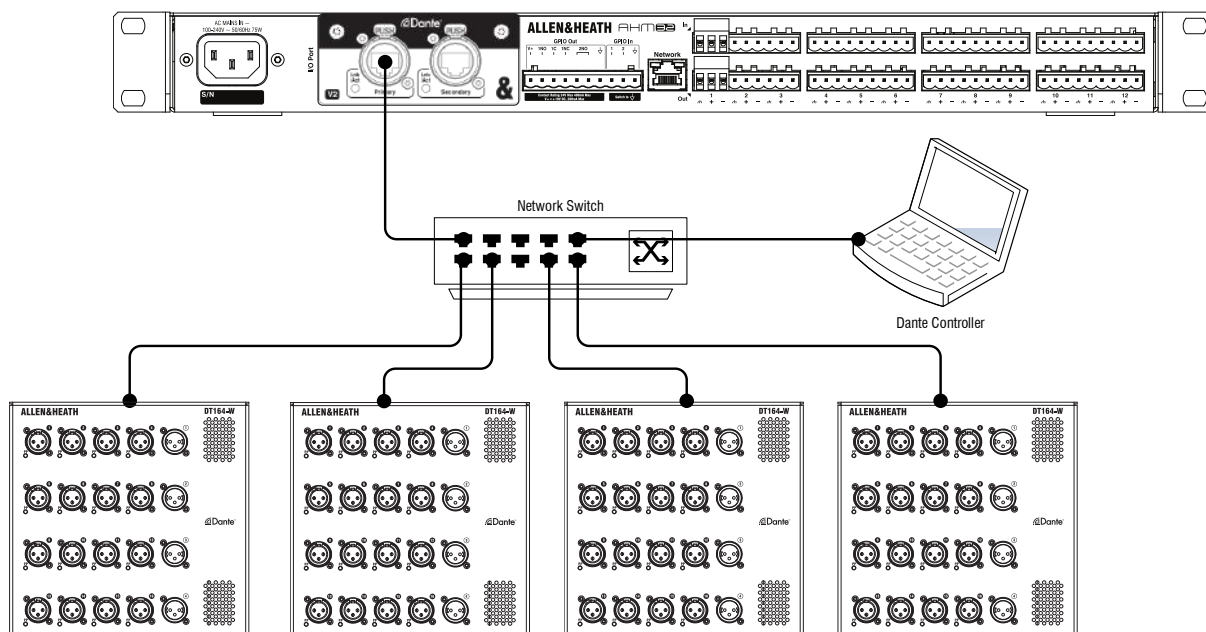
## Dante expanders with Dante card

Control of the DT168 or DT164-W expanders requires an M-SQ-DANT32 or M-SQ-DANT64 (SQ Dante V2) card fitted in the I/O Port.

Use Dante Controller to patch signals between Dante devices. When a valid DT168 or DT164-W socket is routed to the AHM processor, and patched to an Input channel, System Manager will present preamp gain, +48V and Pad controls for the socket.

DT expanders should always be clock followers on the Dante network, with the AHM-64 processor typically set to 'Preferred Leader' and 'Enable Sync to External'.

❗ Refer to the DT expander Getting Started Guide at [www.allen-heath.com](http://www.allen-heath.com) for further information.



# V3 Dante Card Firmware Update Instructions

## Dante64 V3 / Dante128 / SQ Dante32 / SQ Dante64

- ① These instructions are for V3 cards only. These can be identified by the presence of “V3” on the front panel. The following V3 cards are available.

Dante Card	Mixer
Dante64 V3	dLive, Avantis
Dante128 V3	dLive, Avantis
SQ Dante32 V3	SQ, AHM
SQ Dante64 V3	SQ, AHM

### 1.1 Updating the Firmware

- ① A&H V3 Dante Cards are not currently supported by Audinate Firmware update manager and must be updated via a web browser.

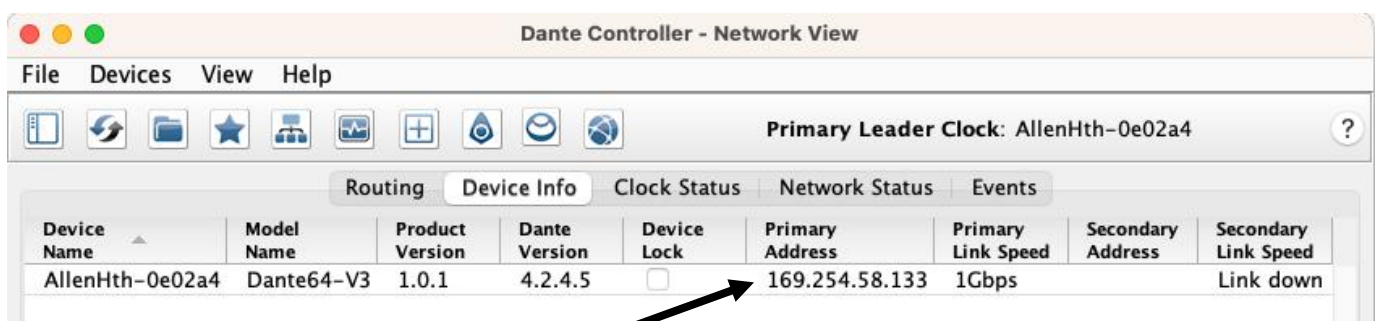
1. Download the latest firmware from [www.allen-heath.com](http://www.allen-heath.com) and save the .zip file.
2. Extract the .zip file and ensure you have the correct update file for your card by checking the firmware file extension.

Dante Card	Extension
Dante64 V3	*.d64
Dante128 V3	*.d128
SQ Dante32 V3	*.s32
SQ Dante64 V3	*.s64

3. Connect a computer to the Primary port of the Dante card.

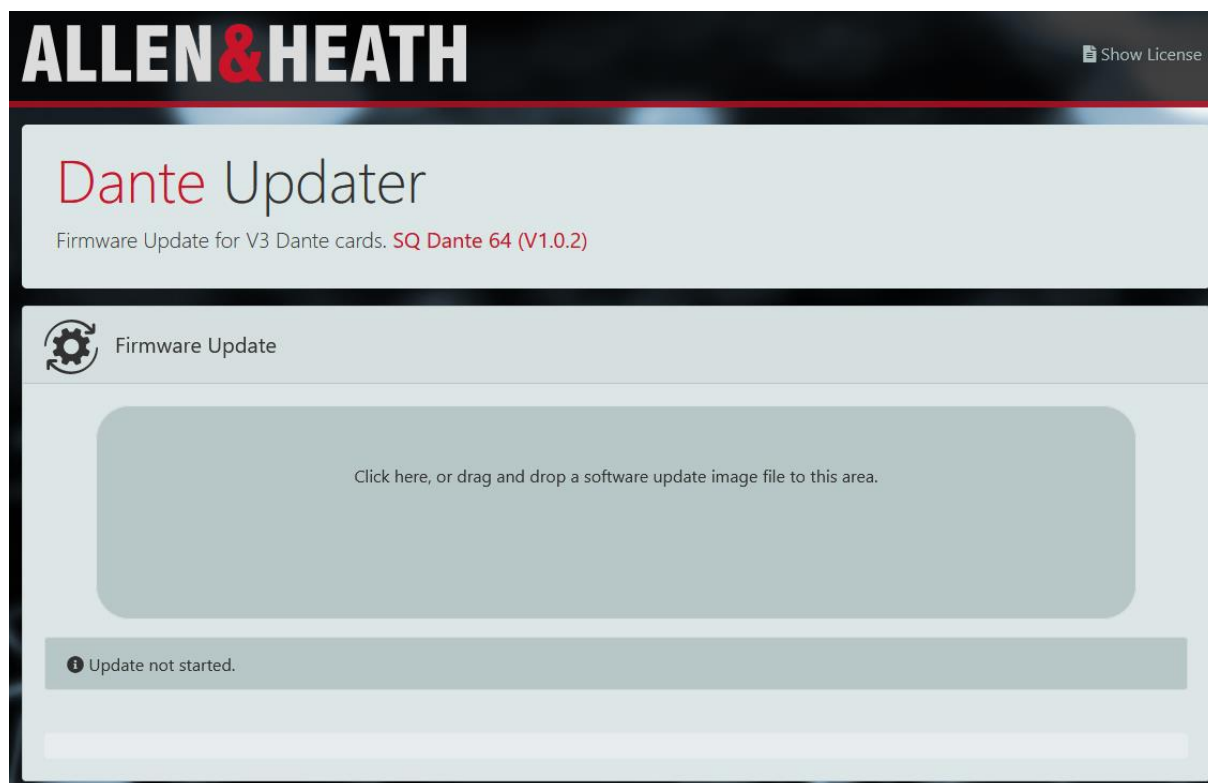
- ① Do not attempt to update the Dante Card over the Control Bridge.

4. Find the IP address of the Dante card using the “Device Info” tab of Dante Controller.



5. Open a browser on the computer and enter the IP address of the Dante card into the address bar to access the updater.

① Ensure your computer and the Dante card are in the same subnet.



6. Follow the instructions on screen, using the correct file for Dante card being updated (see table in step 2).

① Do not interrupt the firmware update process.

7. Once the card has updated, confirm all channel subscriptions and clock settings are correct in Dante Controller.

## 1.2 Troubleshooting

### **I can't find the IP address of my Dante card:**

Audinate have a guide on finding the IP address of a Dante Card on their knowledgebase.

[www.audinate.com/learning/faqs/how-can-i-locate-a-dante-device-with-a-static-ip-address-in-an-unknown-subnet](http://www.audinate.com/learning/faqs/how-can-i-locate-a-dante-device-with-a-static-ip-address-in-an-unknown-subnet)

### **I'm presented with an error message "This type of file cannot be uploaded":**

Ensure you have attempted to upload the correct version of the firmware for your card.

# SQ Dante V3 64x64 / 32x32 Release Notes

## Firmware V1.0.2

- ❗ Refer to [www.allen-heath.com](http://www.allen-heath.com) for instructions on how to update the Dante cards and important notes about the update.
- ❗ This update is for SQ **V3** DANTE 64x64 and SQ **V3** DANTE 32x32 cards only.
- ❗ The current version of SQ V3 DANTE 64x64 and SQ V3 DANTE 32x32
  - Max number of DT168 / DT164-W on a Dante network: 16
  - Max number of DT168 / DT164-W within a Dante Domain Manager network: 8

### V1.0.2 October 2023

Feature release.

#### New features

ID24 Support of SMPTE-ST2110-30 streams in Dante Domain Manager.

#### Fixes

ID21 Improved multicast reliability on Secondary Link.

ID24 Support for AES67 and SMTPE-2110-30 when used as part of a DDM network.

#### Known Issues

ID29 In certain circumstances with specific third-party hardware, card will crash when attempting to acquire a DHCP address requiring a reboot.

ID1326 Adjusting preamp settings after a DT device is disconnected can result in mismatched settings when reconnecting the device.

DT preamp controls might be missing, unavailable or work incorrectly in the following circumstances:

ID73 Adding DHCP to an active Dante network.

ID75 Hot-plugging a DT device in large networks with several DT devices.

ID77 3 or more A&H Dante cards sharing DT expanders.

### V1.0.1 March 2023

This was the first release of V3 Dante firmware for SQ Dante 32x32

### V1.0.0 Feb 2023

This was the first release of V3 Dante firmware for SQ Dante 64x64